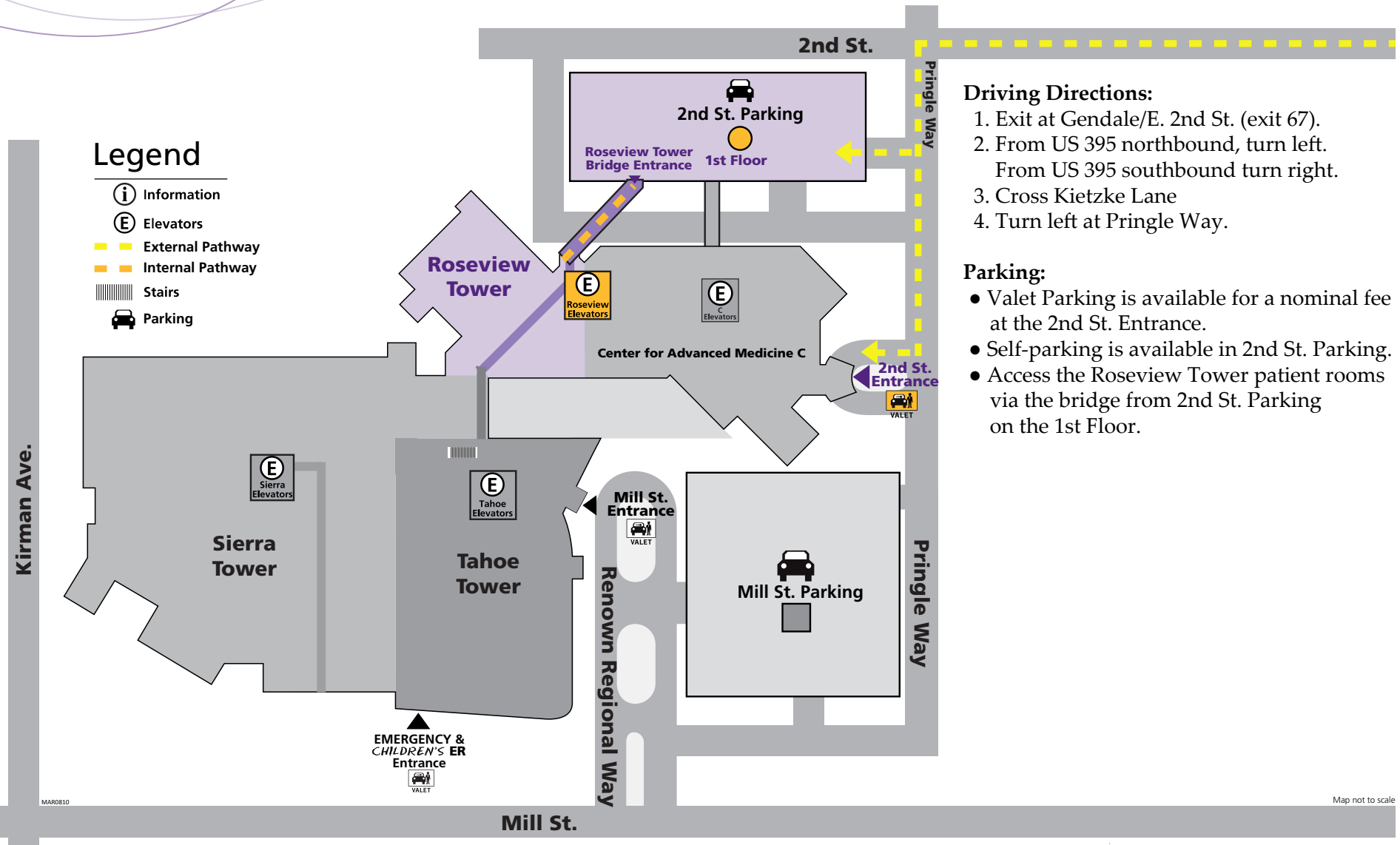








# Directions to the Roseview Tower Patient Rooms R-100 to R-399

(Room numbers correspond to floor)



## Legend

-  Information
-  Elevators
-  External Pathway
-  Internal Pathway
-  Stairs
-  Parking

### Driving Directions:

1. Exit at Gendale/E. 2nd St. (exit 67).
2. From US 395 northbound, turn left.  
From US 395 southbound turn right.
3. Cross Kietzke Lane
4. Turn left at Pringle Way.

### Parking:

- Valet Parking is available for a nominal fee at the 2nd St. Entrance.
- Self-parking is available in 2nd St. Parking.
- Access the Roseview Tower patient rooms via the bridge from 2nd St. Parking on the 1st Floor.